



ASBK RESULTS

AUSTRALIAN SUPERSPORT 300 CHAMPIONSHIP


Date: 29/02/20
 Event: R08
 Weather: Party cloudy - Temp: 19.1C
 Track: Dry - Temp: 36.7C

Race 2

Started at: 16:57:55
 Laps: 8
 Starters: 40
 Printed at: 17:32

PROVISIONAL CLASSIFICATION

Pos	No	Name	Machine	Laps	Race Time	Behind Leader	Behind Prev	Fastest Lap	On Lap	Top Speed
1	43	Harry KHOURI (NSW) / Addicted To Track / NSW Helicopter / Excite M-sports / Motonational Access.	Kawasaki Ninja	8	14:36.511			1:48.479	3	187
2	25	Luke JHONSTON (VIC) / Proworx / The Bike Vault Castlemaine / Motul / AGV Helmets / RK Chains	Kawasaki Ninja	8	14:43.596	7.085	7.085	1:49.253	8	199
3	355	Laura BROWN (NSW) / The Bare Bird / Bikebiz / Shark Helmets / IXON / Falco Boots	Yamaha YZF-R3	8	14:43.907	7.396	.311	1:49.245	8	188
4	308	John LYTRAS (QLD) / Caboolture Yamaha / AGV / TCX / Peregrine / Barry's Dyno / Fusion Trackfit	Yamaha YZF-R3	8	14:43.988	7.477	.081	1:48.920	3	197
5	78	Caleb GILMORE (NZ) / Metcher M-sport / Valid Technologies / Ezprint / Platinum M-cycles	Yamaha YZF-R3	8	14:44.016	7.505	.028	1:48.670	2	198
6	69	Archie McDONALD (NSW) / GTR Motostars Team / RS+C / Motostars / Doctor Mak / YRD / Motul / Pirelli	Yamaha YZF-R3	8	14:44.128	7.617	.112	1:48.711	5	199
7	99	Jacob HATCH (NSW) / Motocity / Jekyl & Hyde / PTT Lubricants	Yamaha YZF-R3	8	14:44.186	7.675	.058	1:48.705	8	199
8	15	Olly SIMPSON (SA) / Simpson Crash / Simpson Signs	Yamaha YZF-R3	8	14:44.259	7.748	.073	1:49.280	7	188
9	121	Reece OUGHTRED (VIC) / Dynoverks / CarlCoxMotorsport / De Menna Cranes / Chandler	Yamaha YZF-R3	8	14:44.348	7.837	.089	1:48.724	2	200
10	36	Angus GRENFELL (VIC) / ABU Engineering / Peek Visual	Yamaha YZF-R3	8	14:45.578	9.067	1.230	1:49.119	7	199
11	47	Zylas BUNTING (NSW) / Proworx / Blayney M-cycles / Well Sprung Susp. / Penrite Oils / WRP Bridgestone	Kawasaki Ninja	8	14:45.615	9.104	.037	1:48.995	7	200
12	68	Luke POWER (VIC) / Proworx / Blayney M-cycles / Well Sprung Susp. / Penrite Oils / Bridgestone	Kawasaki Ninja	8	14:53.678	17.167	8.063	1:48.569	2	200
13	333	Yannis SHAW (NSW) / WRP Bridgestone / Select Fresh Providores / Andrews Meat Industries	Kawasaki Ninja	8	15:03.229	26.718	9.551	1:51.184	2	190
14	97	Peter NERLICH (VIC) / TCN Racing	Kawasaki Ninja	8	15:03.299	26.788	.070	1:51.255	2	188
15	29	Ryan SMITH (NSW) / DK Heavy Plant Serv. / Elite Air & Electrical / KYT Helmets / Port Tune Perform.	Yamaha YZF-R3	8	15:12.426	35.915	9.127	1:51.633	5	196
16	42	Kyle O'CONNELL (QLD) / Gorilla Beverages / Surefire Security Group / Yamaha / YRD	Yamaha YZF-R3	8	15:12.452	35.941	.026	1:52.568	8	187
17	49	Jake FARNSWORTH (NSW) / Worth Race Developments / Hi-tec Oils / Kingsdene Automotive / Brisk	Yamaha YZF-R3	8	15:12.471	35.960	.019	1:52.347	8	188
18	88	Joseph MARINIELLO (VIC) / Proworx / Blayney M-cycles / Well Sprung Susp. / Penrite Oils / Bridgestone	Kawasaki Ninja	8	15:13.693	37.182	1.222	1:52.166	5	191
19	66	Mitchell SIMPSON (SA) / Simpson Crash / Simpson Signs	Yamaha YZF-R3	8	15:17.272	40.761	3.579	1:52.652	5	189
20	55	Zachary JOHNSON (VIC)	Yamaha YZF-R3	8	15:17.490	40.979	.218	1:52.571	5	189
21	30	Stephany KAPILAWI-JAMES (QLD) / Big Knobs Crash Sliders / Stitch Smith / Caloundra Sticker Man / Bridgestone	Yamaha YZF-R3	8	15:23.138	46.627	5.648	1:53.242	4	194
22	21	Luca DURNING (NZ) / Addicted To Track Racing	Yamaha YZF-R3	8	15:23.520	47.009	.382	1:53.509	3	193
23	28	Tayla RELPH (QLD) / JC M-sports / Earmold Aust. / SpeedAngle Aust. / GB Racing / Dolby Pacific Clothing	Yamaha YZF-R3	8	15:23.665	47.154	.145	1:52.894	7	189
24	110	Zak PETTENDY (NSW) / bikesales.com.au	Yamaha YZF-R3	8	15:23.684	47.173	.019	1:53.420	4	192
25	59	Tom DRANE (NSW)	Yamaha YZF-R3	8	15:23.828	47.317	.144	1:53.110	7	191
26	37	Patrick BOGNAR (VIC) / Dynoverks / Sign Pro / Ricondi / OMC	Yamaha YZF-R3	8	15:23.908	47.397	.080	1:53.438	3	193



 Chief Timekeeper - Scott Laing


 Clerk of Course - Tom Williams



COMPUTIME RACE TIMING SYSTEMS PTY LTD
www.computime.com.au

E-mail: scott@computime.com.au / Ph: 0418 17 13 17





ASBK RESULTS

AUSTRALIAN SUPERSPORT 300 CHAMPIONSHIP

Date: 29/02/20
 Event: R08
 Weather: Party cloudy - Temp: 19.1C
 Track: Dry - Temp: 36.7C

Race 2

Started at: 16:57:55
 Laps: 8
 Starters: 40
 Printed at: 17:32

PROVISIONAL CLASSIFICATION


Pos	No	Name	Machine	Laps	Race Time	Behind Leader	Behind Prev	Fastest Lap	On Lap	Top Speed
27	56	Jesse WOODS (TAS) / Bridgestone / Spectrum Paints / SPLAT / Dolby Pacific / Renton Racing	Yamaha YZF-R3	8	15:24.070	47.559	.162	1:52.902	7	193
28	22	Keegan PICKERING (NSW) / Jekyll + Hyde / Sport Savvy Aust. / Earmould Aust. / Kompress Co	Yamaha YZF-R3	8	15:37.687	1:01.176	13.617	1:54.925	6	189
29	131	Adam COX (QLD) / 131202 Racing	KTM RC	8	15:48.880	1:12.369	11.193	1:56.032	2	188
30	13	Jordy SIMPSON (SA) / Simpson Crash / Simpson Signs	Yamaha YZF-R3	8	15:53.582	1:17.071	4.702	1:56.994	5	185
31	16	James JACOBS (NSW) / EK Chains / WRP Bridgestone	Kawasaki Ninja	8	16:19.806	1:43.295	26.224	1:55.568	8	182
32	26	Dominic FLETCHER (NSW) / Power Sport Central / AGV Aust. / Whisky Throttle Industries / Port Porform.	Yamaha YZF-R3	7	16:22.480	1 Lap		1:59.041	3	182
DNF	11	Brandon DEMMERY (NSW) / Ian Irving / Gorilla Energy / Rev Heads / Yamaha / YRD	Yamaha YZF-R3	7	12:55.066	1 Lap	-	1:49.305	3	198
DNF	52	Hannah STEWART (WA) / Banhams WA Road Racing / Leading Edge M-cycle Sport / Penrite Oil	Yamaha YZF-R3	6	11:43.922	2 Laps	3:27.414	1:54.628	4	195
DNF	45	Jamie PORT (VIC) / Yamaha / AGV / Pirelli / Motul / Ricondi / Verafire	Yamaha YZF-R3	5	9:44.313	3 Laps		1:52.890	5	190
DNF	17	Oilly SHORT (VIC) / MCA / Doyle & Shields / Racelines Raceglass / PTR	Yamaha YZF-R3	5	9:44.366	3 Laps	.053	1:53.843	4	191
DNF	407	Jake SENIOR (VIC) / Proworx / Blayney M-cycles / Well Sprung Susp. / Penrite Oils / Bridgestone	Kawasaki Ninja	4	7:42.721	4 Laps		1:53.267	2	191
DNF	127	Filippo ROVELLI (ITA) / @parkingo / BC performance	Kawasaki Ninja	4	9:55.791	4 Laps	2:13.070	1:48.260	2	199
DNF	72	Ben BAKER (NSW) / WNR / SCK / Utech / Peregrine1 / Designd / West / Shoei / Yamaha Aust.	Yamaha YZF-R3	0		8 Laps				150
DNF	95	Matthew RINDEL (VIC) / Mick Hone M-cycles / Suspensions 'R Us / Woodcraft / Retrolooms / Aeros	Yamaha YZF-R3	0		8 Laps	2.534			161


Fastest Lap was 1:48.260 by Filippo ROVELLI (ITA)

Current race lap record for SS300 class - 1:47.182 by Luke JHONSTON (VIC) on a Kawasaki Ninja set on 29/02/20

*** Rider 68 (Luke POWER (VIC)) - 10 second penalty imposed by Clerk of Course for jumped start ***

The results are provisional until the end of the time limit for protests and appeals.



 Chief Timekeeper - Scott Laing


 Clerk of Course - Tom Williams



COMPUTIME RACE TIMING SYSTEMS PTY LTD
www.computime.com.au

E-mail: scott@computime.com.au / Ph: 0418 17 13 17





ASBK RESULTS

AUSTRALIAN SUPERSPORT 300 CHAMPIONSHIP

Date: 29/02/20
 Event: R08
 Weather: Party cloudy - Temp: 19.1C
 Track: Dry - Temp: 36.7C

Race 2


Started at: 16:57:55
 Laps: 8
 Starters: 40
 Printed at: 17:32

PROVISIONAL LAP TIMES

No	Name	Lap 1	Lap 2	Lap 3	Lap 4	Lap 5	Lap 6	Lap 7	Lap 8
11	Brandon DEMMERY (NSW)	1:57.347	1:49.774	1:49.305	1:49.693	1:49.499	1:49.801	1:49.647	
13	Jordy SIMPSON (SA)	2:09.534	1:57.798	1:58.199	1:57.653	1:56.994	1:57.939	1:57.355	1:58.110
15	Olly SIMPSON (SA)	1:56.427	1:49.571	1:50.303	1:49.791	1:49.604	1:49.574	1:49.280	1:49.709
16	James JACOBS (NSW)	2:48.347	1:56.284	1:55.995	1:55.578	1:55.686	1:56.016	1:56.332	1:55.568
17	Olly SHORT (VIC)	2:07.568	1:54.599	1:54.457	1:53.843	1:53.899			
21	Luca DURNING (NZ)	2:04.274	1:54.627	1:53.509	1:53.527	1:54.514	1:54.359	1:54.567	1:54.143
22	Keegan PICKERING (NSW)	2:06.524	1:56.429	1:55.023	1:55.714	1:55.264	1:54.925	1:57.131	1:56.677
25	Luke JHONSTON (VIC)	1:57.155	1:49.606	1:49.406	1:49.614	1:49.574	1:49.625	1:49.363	1:49.253
26	Dominic FLETCHER (NSW)	3:54.020	2:04.167	1:59.041	1:59.913	2:00.889	2:00.813	2:23.637	
28	Tayla RELPH (QLD)	2:05.116	1:55.248	1:55.710	1:54.083	1:53.668	1:53.885	1:52.894	1:53.061
29	Ryan SMITH (NSW)	2:05.745	1:53.192	1:52.131	1:51.691	1:51.633	1:52.763	1:52.984	1:52.287
30	Stephany KAPILAWI-JAMES (QLD)	2:04.105	1:55.287	1:53.361	1:53.242	1:54.553	1:54.277	1:54.726	1:53.587
36	Angus GRENFELL (VIC)	1:56.375	1:49.709	1:50.267	1:50.698	1:49.394	1:50.069	1:49.119	1:49.947
37	Patrick BOGNAR (VIC)	2:03.804	1:55.180	1:53.438	1:53.495	1:54.655	1:54.322	1:54.507	1:54.507
42	Kyle O'CONNELL (QLD)	2:01.796	1:53.223	1:53.190	1:52.984	1:53.162	1:52.705	1:52.824	1:52.568
43	Harry KHOURI (NSW)	1:55.170	1:48.767	1:48.479	1:48.711	1:48.961	1:48.876	1:48.760	1:48.787
45	Jamie PORT (VIC)	2:07.563	1:55.729	1:54.708	1:53.423	1:52.890			
47	Zylas BUNTING (NSW)	1:59.563	1:49.438	1:50.154	1:49.450	1:49.646	1:49.067	1:48.995	1:49.302
49	Jake FARNSWORTH (NSW)	2:01.815	1:53.216	1:53.176	1:53.302	1:52.796	1:52.779	1:53.040	1:52.347
52	Hannah STEWART (WA)	2:07.950	1:55.461	1:55.085	1:54.628	1:55.710	1:55.088		
55	Zachary JOHNSON (VIC)	2:03.969	1:53.807	1:53.735	1:52.753	1:52.571	1:53.155	1:53.258	1:54.242
56	Jesse WOODS (TAS)	2:05.449	1:54.962	1:53.822	1:54.668	1:54.921	1:53.929	1:52.902	1:53.417
59	Tom DRANE (NSW)	2:06.505	1:53.895	1:55.638	1:53.693	1:53.569	1:53.881	1:53.110	1:53.537
66	Mitchell SIMPSON (SA)	2:04.136	1:53.646	1:53.535	1:52.904	1:52.652	1:53.162	1:53.404	1:53.833
68	Luke POWER (VIC)	1:58.789	1:48.569	1:50.788	1:48.958	1:48.832	1:49.384	1:49.195	1:49.163
69	Archie McDONALD (NSW)	1:57.096	1:50.121	1:50.937	1:49.653	1:48.711	1:49.697	1:49.002	1:48.911
78	Caleb GILMORE (NZ)	1:59.333	1:48.670	1:49.982	1:49.256	1:48.696	1:49.292	1:49.453	1:49.334
88	Joseph MARINIELLO (VIC)	2:01.892	1:53.278	1:54.051	1:53.465	1:52.166	1:52.262	1:53.934	1:52.645
97	Peter NERLICH (VIC)	2:00.547	1:51.255	1:52.025	1:51.367	1:51.935	1:51.809	1:52.422	1:51.939
99	Jacob HATCH (NSW)	1:57.058	1:50.313	1:49.713	1:48.990	1:49.663	1:49.750	1:49.994	1:48.705
110	Zak PETTENDY (NSW)	2:03.818	1:55.198	1:53.505	1:53.420	1:54.673	1:54.339	1:54.412	1:54.319
121	Reece OUGHTRED (VIC)	1:58.788	1:48.724	1:50.656	1:49.131	1:49.293	1:48.867	1:50.090	1:48.799
127	Filippo ROVELLI (ITA)	1:57.753	1:48.260	1:53.653	4:16.125				
131	Adam COX (QLD)	2:07.366	1:56.032	1:56.278	1:56.330	1:57.583	1:57.977	1:58.257	1:59.057
308	John LYTRAS (QLD)	1:57.372	1:49.888	1:48.920	1:49.875	1:49.634	1:49.790	1:49.383	1:49.126
333	Yannis SHAW (NSW)	2:00.550	1:51.184	1:51.931	1:51.612	1:51.668	1:51.746	1:52.539	1:51.999
355	Laura BROWN (NSW)	1:56.363	1:49.660	1:50.432	1:49.583	1:49.600	1:49.743	1:49.281	1:49.245
407	Jake SENIOR (VIC)	2:01.840	1:53.267	1:54.077	1:53.537				

*** Rider 68 (Luke POWER (VIC)) - 10 second penalty imposed by Clerk of Course for jumped start ***

The results are provisional until the end of the time limit for protests and appeals.



 Chief Timekeeper - Scott Laing


 Clerk of Course - Tom Williams



COMPUTIME RACE TIMING SYSTEMS PTY LTD
www.computime.com.au

E-mail: scott@computime.com.au / Ph: 0418 17 13 17





ASBK RESULTS

AUSTRALIAN SUPERSPORT 300 CHAMPIONSHIP

Date: 29/02/20
 Event: R08
 Weather: Party cloudy - Temp: 19.1C
 Track: Dry - Temp: 36.7C

Race 2

Started at: 16:57:55
 Laps: 8
 Starters: 40
 Printed at: 17:32

PROVISIONAL SPLIT TIMES

Lap	Split 1	Split 2	Split 3	Split 4	Lap Time	Spd	Lap	Split 1	Split 2	Split 3	Split 4	Lap Time	Spd
11 Brandon DEMMERY (NSW) (DNF)							7	28.205	33.247	21.995	32.885	1:56.332	180
1	34.299	32.353	20.754	29.941	1:57.347	148	8	28.277	33.206	21.865	32.220	1:55.568	178
2	26.581	31.883	20.941	30.369	1:49.774	198	17 Oily SHORT (VIC) (DNF)						
3	26.337	32.356	20.664	29.948	1:49.305	191	1	37.895	35.125	22.076	32.472	2:07.568	160
4	26.195	31.814	20.798	30.886	1:49.693	190	2	27.595	33.373	21.967	31.664	1:54.599	188
5	26.294	31.735	21.067	30.403	1:49.499	190	3	27.952	33.462	21.727	31.316	1:54.457	183
6	27.098	31.861	20.837	30.005	1:49.801	183	4	27.435	33.182	21.639	31.587	1:53.843	183
7	26.817	31.765	20.746	30.319	1:49.647	183	5	27.086	33.696	21.657	31.460	1:53.899	187
13 Jordy SIMPSON (SA) (30th)							21 Luca DURNING (NZ) (22th)						
1	38.687	35.932	22.240	32.675	2:09.534	163	1	36.811	33.745	21.708	32.010	2:04.274	154
2	28.459	33.614	22.499	33.226	1:57.798	185	2	27.803	33.216	21.805	31.803	1:54.627	193
3	28.805	34.157	22.378	32.859	1:58.199	179	3	27.403	33.410	21.478	31.218	1:53.509	190
4	28.676	33.582	22.274	33.121	1:57.653	176	4	27.441	33.160	21.575	31.351	1:53.527	191
5	28.847	33.480	22.073	32.594	1:56.994	176	5	27.449	33.529	21.705	31.831	1:54.514	188
6	28.590	33.180	22.732	33.437	1:57.939	176	6	27.920	32.839	21.762	31.838	1:54.359	186
7	28.573	33.371	22.475	32.936	1:57.355	179	7	27.676	33.257	21.709	31.925	1:54.567	184
8	28.759	33.588	22.606	33.157	1:58.110	174	8	28.002	33.005	21.593	31.543	1:54.143	180
15 Oily SIMPSON (SA) (8th)							22 Keegan PICKERING (NSW) (28th)						
1	33.799	31.842	20.775	30.011	1:56.427	151	1	37.052	35.041	21.936	32.495	2:06.524	165
2	26.421	32.005	20.940	30.205	1:49.571	185	2	27.923	33.801	22.258	32.447	1:56.429	189
3	26.764	32.262	20.970	30.307	1:50.303	185	3	27.764	33.558	21.878	31.823	1:55.023	187
4	26.183	1:23.608	1:19.254	30.537	1:49.791	185	4	27.955	33.868	22.085	31.806	1:55.714	180
5	26.518	31.735	20.759	30.592	1:49.604	188	5	27.727	33.470	21.965	32.102	1:55.264	186
6	26.720	31.797	20.617	30.440	1:49.574	183	6	27.627	33.396	21.929	31.973	1:54.925	182
7	26.694	31.489	20.770	30.327	1:49.280	187	7	28.305	33.317	22.124	33.385	1:57.131	179
8	27.587	31.752	20.730	29.640	1:49.709	186	8	28.269	33.816	22.090	32.502	1:56.677	175
16 James JACOBS (NSW) (31th)							25 Luke JHONSTON (VIC) (2nd)						
1	1:16.108	37.284	22.422	32.533	2:48.347	155	1	34.494	31.970	20.627	30.064	1:57.155	151
2	28.530	33.842	21.921	31.991	1:56.284	182	2	26.679	32.144	20.527	30.256	1:49.606	197
3	28.286	33.436	21.894	32.379	1:55.995	182	3	26.345	31.595	20.763	30.703	1:49.406	199
4	28.291	33.351	21.973	31.963	1:55.578	180	4	26.654	31.460	20.811	30.689	1:49.614	184
5	28.237	33.403	21.674	32.372	1:55.686	179	5	26.516	31.497	20.791	30.770	1:49.574	187
6	28.546	33.235	22.173	32.062	1:56.016	178							


Scott Laing
 Chief Timekeeper - Scott Laing

Tom Williams
 Clerk of Course - Tom Williams



COMPUTIME RACE TIMING SYSTEMS PTY LTD
www.computime.com.au

E-mail: scott@computime.com.au / Ph: 0418 17 13 17





ASBK RESULTS

AUSTRALIAN SUPERSPORT 300 CHAMPIONSHIP

Date: 29/02/20
 Event: R08
 Weather: Party cloudy - Temp: 19.1C
 Track: Dry - Temp: 36.7C

Race 2

Started at: 16:57:55
 Laps: 8
 Starters: 40
 Printed at: 17:32

PROVISIONAL SPLIT TIMES

Lap	Split 1	Split 2	Split 3	Split 4	Lap Time	Spd	Lap	Split 1	Split 2	Split 3	Split 4	Lap Time	Spd
6	26.643	31.439	20.901	30.642	1:49.625	186	3	27.640	32.961	21.429	31.331	1:53.361	194
7	26.428	31.531	20.786	30.618	1:49.363	185	4	<u>27.497</u>	32.952	21.534	31.259	<u>1:53.242</u>	194
8	26.522	<u>31.405</u>	20.740	30.586	<u>1:49.253</u>	185	5	27.543	33.559	21.583	31.868	1:54.553	187
26 Dominic FLETCHER (NSW) (32th)							6	28.148	32.902	21.754	31.473	1:54.277	187
1	38.402	36.523	34.203	2:04.892	3:54.020	160	7	28.155	33.054	21.501	32.016	1:54.726	184
2	34.080	34.403	<u>22.519</u>	33.165	2:04.167 P		8	28.260	<u>32.384</u>	<u>21.372</u>	31.571	1:53.587	186
3	29.133	<u>34.344</u>	22.543	<u>33.021</u>	<u>1:59.041</u>	182	36 Angus GRENFELL (VIC) (10th)						
4	<u>28.732</u>	34.929	22.720	33.532	1:59.913	181	1	33.174	32.032	20.884	30.285	1:56.375	151
5	29.256	34.865	23.173	33.595	2:00.889	177	2	26.985	31.750	20.880	30.094	1:49.709	180
6	29.180	34.770	22.994	33.869	2:00.813	176	3	26.819	32.511	20.740	30.197	1:50.267	187
7	29.280	36.013	31.876	46.468	2:23.637	175	4	27.080	31.812	20.870	30.936	1:50.698	177
28 Tayla RELPH (QLD) (23th)							5	26.802	<u>31.596</u>	<u>20.587</u>	30.409	1:49.394	194
1	37.221	34.215	21.742	31.938	2:05.116	163	6	27.073	31.846	20.625	30.525	1:50.069	195
2	27.589	33.423	21.835	32.401	1:55.248	189	7	<u>26.570</u>	31.834	20.693	<u>30.022</u>	<u>1:49.119</u>	199
3	28.135	33.718	21.928	31.929	1:55.710	185	8	26.664	32.193	20.813	30.277	1:49.947	190
4	27.884	32.931	21.758	31.510	1:54.083	187	37 Patrick BOGNAR (VIC) (26th)						
5	<u>27.289</u>	33.088	21.914	31.377	1:53.668	186	1	37.317	33.651	21.858	30.978	2:03.804	156
6	27.374	33.003	21.830	31.678	1:53.885	185	2	28.199	33.086	22.366	31.529	1:55.180	184
7	27.303	<u>32.575</u>	21.678	31.338	<u>1:52.894</u>	182	3	27.156	32.951	21.859	31.472	<u>1:53.438</u>	193
8	27.465	32.870	<u>21.429</u>	<u>31.297</u>	1:53.061	188	4	<u>27.076</u>	32.719	21.823	31.877	1:53.495	190
29 Ryan SMITH (NSW) (15th)							5	27.831	32.761	21.957	32.106	1:54.655	184
1	37.130	34.388	21.769	32.458	2:05.745	157	6	27.684	33.134	21.782	31.722	1:54.322	189
2	<u>27.130</u>	32.992	21.661	31.409	1:53.192	196	7	27.829	<u>32.601</u>	21.944	32.133	1:54.507	180
3	27.740	32.549	<u>21.014</u>	30.828	1:52.131	189	8	27.894	34.170	<u>21.494</u>	<u>30.949</u>	1:54.507	184
4	27.210	32.340	21.315	30.826	1:51.691	183	42 Kyle O'CONNELL (QLD) (16th)						
5	27.192	32.413	21.268	<u>30.760</u>	<u>1:51.633</u>	183	1	36.324	33.127	<u>21.227</u>	31.118	2:01.796	156
6	27.459	<u>32.251</u>	21.490	31.563	1:52.763	182	2	<u>26.868</u>	33.057	21.669	31.629	1:53.223	187
7	28.275	32.327	21.222	31.160	1:52.984	181	3	27.374	33.075	21.629	<u>31.112</u>	1:53.190	179
8	27.520	32.431	21.325	31.011	1:52.287	180	4	27.672	32.501	21.445	31.366	1:52.984	173
30 Stephany KAPILAWI-JAMES (QLD) (21th)							5	27.844	32.617	21.409	31.292	1:53.162	180
1	37.278	34.098	21.558	<u>31.171</u>	2:04.105	162	6	27.134	33.130	21.255	31.186	1:52.705	182
2	28.174	33.203	22.253	31.657	1:55.287	187	7	27.860	<u>32.222</u>	21.415	31.327	1:52.824	177
							8	27.292	32.521	21.456	31.299	<u>1:52.568</u>	178


Scott Laing
 Chief Timekeeper - Scott Laing

Tom Williams
 Clerk of Course - Tom Williams



COMPUTIME RACE TIMING SYSTEMS PTY LTD
www.computime.com.au

E-mail: scott@computime.com.au / Ph: 0418 17 13 17





ASBK RESULTS

AUSTRALIAN SUPERSPORT 300 CHAMPIONSHIP

Date: 29/02/20
 Event: R08
 Weather: Party cloudy - Temp: 19.1C
 Track: Dry - Temp: 36.7C

Race 2

Started at: 16:57:55
 Laps: 8
 Starters: 40
 Printed at: 17:32

PROVISIONAL SPLIT TIMES

Lap	Split 1	Split 2	Split 3	Split 4	Lap Time	Spd	Lap	Split 1	Split 2	Split 3	Split 4	Lap Time	Spd
43 Harry KHOURI (NSW) (1st)							52 Hannah STEWART (WA) (DNF)						
1	32.607	31.473	20.850	30.240	1:55.170	150	1	38.291	36.012	21.847	31.800	2:07.950	160
2	26.278	31.322	20.914	30.253	1:48.767	187	2	<u>27.568</u>	33.506	22.019	32.368	1:55.461	195
3	26.363	31.142	20.777	<u>30.197</u>	<u>1:48.479</u>	185	3	27.713	33.955	<u>21.783</u>	31.634	1:55.085	186
4	<u>26.265</u>	31.202	20.967	30.277	1:48.711	185	4	27.898	<u>33.055</u>	21.826	31.849	<u>1:54.628</u>	189
5	26.315	31.329	20.853	30.464	1:48.961	185	5	27.835	33.733	22.226	31.916	1:55.710	183
6	26.381	31.159	20.980	30.356	1:48.876	185	6	28.201	33.505	21.866	<u>31.516</u>	1:55.088	178
7	26.437	31.247	<u>20.766</u>	30.310	1:48.760	184	55 Zachary JOHNSON (VIC) (20th)						
8	26.481	<u>31.141</u>	20.824	30.341	1:48.787	185	1	36.959	33.859	<u>21.521</u>	31.630	2:03.969	154
45 Jamie PORT (VIC) (DNF)							2	27.379	32.620	22.039	31.769	1:53.807	189
1	38.159	35.452	21.975	31.977	2:07.563	161	3	27.563	33.086	21.643	31.443	1:53.735	175
2	27.801	33.891	22.248	31.789	1:55.729	189	4	<u>26.872</u>	32.637	21.577	31.667	1:52.753	186
3	27.577	33.647	21.799	31.685	1:54.708	190	5	27.087	32.487	21.698	<u>31.299</u>	<u>1:52.571</u>	180
4	27.357	33.015	21.593	31.458	1:53.423	185	6	27.415	<u>32.428</u>	21.770	31.542	1:53.155	176
5	<u>27.138</u>	<u>32.864</u>	<u>21.516</u>	<u>31.372</u>	<u>1:52.890</u>	188	7	27.326	32.469	21.852	31.611	1:53.258	178
47 Zylas BUNTING (NSW) (11th)							8	27.705	33.229	21.732	31.576	1:54.242	174
1	34.824	32.794	21.138	30.807	1:59.563	147	56 Jesse WOODS (TAS) (27th)						
2	26.213	31.929	20.943	30.353	1:49.438	200	1	36.749	35.028	21.954	31.718	2:05.449	155
3	26.505	31.895	21.064	30.690	1:50.154	191	2	27.664	33.210	21.799	32.289	1:54.962	193
4	26.269	31.880	20.969	30.332	1:49.450	194	3	27.773	32.974	21.523	31.552	1:53.822	187
5	26.184	31.716	20.900	30.846	1:49.646	194	4	27.694	33.118	21.907	31.949	1:54.668	183
6	26.375	<u>31.625</u>	<u>20.826</u>	30.241	1:49.067	190	5	27.568	34.099	22.092	31.162	1:54.921	183
7	<u>26.118</u>	31.942	20.924	<u>30.011</u>	<u>1:48.995</u>	193	6	<u>27.501</u>	32.951	22.086	31.391	1:53.929	185
8	26.306	31.700	20.873	30.423	1:49.302	193	7	27.634	<u>32.469</u>	21.600	31.199	<u>1:52.902</u>	179
49 Jake FARNSWORTH (NSW) (17th)							8	27.534	33.476	<u>21.518</u>	<u>30.889</u>	1:53.417	187
1	35.906	33.446	<u>21.130</u>	31.333	2:01.815	156	59 Tom DRANE (NSW) (25th)						
2	<u>27.210</u>	33.005	21.434	31.567	1:53.216	188	1	37.002	35.441	21.760	32.302	2:06.505	157
3	27.698	32.690	21.488	31.300	1:53.176	178	2	27.317	<u>32.784</u>	21.739	32.055	1:53.895	191
4	28.447	32.484	21.263	31.108	1:53.302	174	3	28.146	33.896	21.986	31.610	1:55.638	188
5	27.695	32.407	21.765	<u>30.929</u>	1:52.796	188	4	27.356	33.070	21.786	31.481	1:53.693	186
6	27.685	32.320	21.413	31.361	1:52.779	179	5	27.256	32.939	21.727	31.647	1:53.569	189
7	27.722	<u>32.286</u>	21.921	31.111	1:53.040	182	6	27.569	32.917	21.700	31.695	1:53.881	185
8	27.670	32.338	21.404	30.935	<u>1:52.347</u>	183	7	<u>27.251</u>	32.850	21.602	31.407	<u>1:53.110</u>	184


Scott Laing
 Chief Timekeeper - Scott Laing

Tom Williams
 Clerk of Course - Tom Williams



COMPUTIME RACE TIMING SYSTEMS PTY LTD
www.computime.com.au

E-mail: scott@computime.com.au / Ph: 0418 17 13 17





ASBK RESULTS

AUSTRALIAN SUPERSPORT 300 CHAMPIONSHIP

Date: 29/02/20
 Event: R08
 Weather: Party cloudy - Temp: 19.1C
 Track: Dry - Temp: 36.7C

Race 2

Started at: 16:57:55
 Laps: 8
 Starters: 40
 Printed at: 17:32

PROVISIONAL SPLIT TIMES

Lap	Split 1	Split 2	Split 3	Split 4	Lap Time	Spd	Lap	Split 1	Split 2	Split 3	Split 4	Lap Time	Spd
8	27.747	33.176	21.380	31.234	1:53.537	191	4	26.583	31.699	20.679	30.295	1:49.256	189
							5	25.989	31.789	20.666	30.252	1:48.696	197
66 Mitchell SIMPSON (SA) (19th)							6	26.367	31.504	20.795	30.626	1:49.292	194
1	37.038	33.921	21.628	31.549	2:04.136	155	7	26.634	31.806	20.755	30.258	1:49.453	187
2	27.422	32.715	21.932	31.577	1:53.646	189	8	26.643	31.880	20.538	30.273	1:49.334	188
3	27.701	32.671	21.657	31.506	1:53.535	175							
4	27.125	32.838	21.644	31.297	1:52.904	180	88 Joseph MARINIELLO (VIC) (18th)						
5	27.256	32.496	21.471	31.429	1:52.652	179	1	36.380	33.392	21.314	30.806	2:01.892	155
6	27.611	32.508	21.701	31.342	1:53.162	176	2	26.688	33.665	21.453	31.472	1:53.278	191
7	27.454	32.564	21.827	31.559	1:53.404	179	3	27.429	33.371	21.559	31.692	1:54.051	185
8	27.723	32.710	21.749	31.651	1:53.833	175	4	27.679	32.948	21.467	31.371	1:53.465	183
							5	27.493	32.431	21.238	31.004	1:52.166	184
68 Luke POWER (VIC) (12th)							6	27.282	32.612	21.416	30.952	1:52.262	188
1	34.961	32.749	20.898	30.181	1:58.789	158	7	27.494	32.925	21.736	31.779	1:53.934	183
2	25.929	31.756	20.900	29.984	1:48.569	192	8	27.138	32.587	21.460	31.460	1:52.645	184
3	26.787	32.633	20.935	30.433	1:50.788	191							
4	26.156	31.607	20.826	30.369	1:48.958	195	97 Peter NERLICH (VIC) (14th)						
5	26.353	31.739	20.605	30.135	1:48.832	200	1	35.583	33.328	21.212	30.424	2:00.547	153
6	26.242	31.855	20.687	30.600	1:49.384	196	2	26.776	32.218	21.451	30.810	1:51.255	188
7	26.306	31.704	21.013	30.172	1:49.195	190	3	26.830	32.410	21.508	31.277	1:52.025	188
8	26.487	31.599	20.663	30.414	1:49.163	187	4	26.599	32.193	21.333	31.242	1:51.367	187
							5	26.852	32.479	21.444	31.160	1:51.935	184
69 Archie McDONALD (NSW) (6th)							6	26.734	32.451	21.413	31.211	1:51.809	184
1	34.118	32.016	20.781	30.181	1:57.096	155	7	27.096	32.504	21.639	31.183	1:52.422	184
2	26.658	32.314	20.900	30.249	1:50.121	191	8	27.132	32.265	21.489	31.053	1:51.939	182
3	26.849	32.267	21.056	30.765	1:50.937	192							
4	26.627	32.003	20.756	30.267	1:49.653	187	99 Jacob HATCH (NSW) (7th)						
5	26.331	31.642	20.533	30.205	1:48.711	197	1	33.836	32.109	20.794	30.319	1:57.058	149
6	26.650	31.846	20.753	30.448	1:49.697	195	2	27.255	32.035	20.901	30.122	1:50.313	192
7	26.615	31.470	20.680	30.237	1:49.002	194	3	26.452	32.418	20.890	29.953	1:49.713	193
8	26.644	31.650	20.528	30.089	1:48.911	199	4	26.476	31.548	20.722	30.244	1:48.990	194
							5	27.258	31.592	20.681	30.132	1:49.663	183
78 Caleb GILMORE (NZ) (5th)							6	27.081	31.965	20.742	29.962	1:49.750	186
1	35.255	32.991	20.749	30.338	1:59.333	157	7	27.035	31.991	20.472	30.496	1:49.994	188
2	26.047	31.894	20.642	30.087	1:48.670	196	8	26.188	31.995	20.714	29.808	1:48.705	199
3	26.307	32.229	20.990	30.456	1:49.982	198							


Scott Laing
 Chief Timekeeper - Scott Laing

Tom Williams
 Clerk of Course - Tom Williams



COMPUTIME RACE TIMING SYSTEMS PTY LTD
www.computime.com.au

E-mail: scott@computime.com.au / Ph: 0418 17 13 17





ASBK RESULTS

AUSTRALIAN SUPERSPORT 300 CHAMPIONSHIP

Date: 29/02/20
 Event: R08
 Weather: Party cloudy - Temp: 19.1C
 Track: Dry - Temp: 36.7C

Race 2


Started at: 16:57:55
 Laps: 8
 Starters: 40
 Printed at: 17:32

PROVISIONAL SPLIT TIMES

Lap	Split 1	Split 2	Split 3	Split 4	Lap Time	Spd	Lap	Split 1	Split 2	Split 3	Split 4	Lap Time	Spd
110 Zak PETTENDY (NSW) (24th)							308 John LYTRAS (QLD) (4th)						
1	36.327	34.308	21.681	31.502	2:03.818	153	1	34.688	32.509	20.510	29.665	1:57.372	152
2	27.722	34.089	21.903	31.484	1:55.198	186	2	26.765	32.082	20.902	30.139	1:49.888	197
3	27.375	33.228	21.500	31.402	1:53.505	192	3	26.272	31.692	20.599	30.357	1:48.920	194
4	27.240	33.055	21.410	31.715	1:53.420	188	4	26.759	31.633	20.840	30.643	1:49.875	182
5	27.690	33.564	21.622	31.797	1:54.673	185	5	26.675	31.770	20.942	30.247	1:49.634	185
6	27.289	33.250	21.914	31.886	1:54.339	189	6	27.253	31.725	20.607	30.205	1:49.790	184
7	27.659	32.853	21.594	32.306	1:54.412	187	7	26.871	31.786	20.531	30.195	1:49.383	188
8	28.215	33.014	21.632	31.458	1:54.319	178	8	26.632	31.484	20.584	30.426	1:49.126	193
121 Reece OUGHTRED (VIC) (9th)							333 Yannis SHAW (NSW) (13th)						
1	35.086	32.783	20.929	29.990	1:58.788	160	1	35.556	33.127	21.210	30.657	2:00.550	157
2	26.295	31.701	20.772	29.956	1:48.724	188	2	26.409	32.359	21.400	31.016	1:51.184	190
3	26.991	31.958	20.963	30.744	1:50.656	198	3	26.966	32.680	21.290	30.995	1:51.931	187
4	26.715	31.664	20.825	29.927	1:49.131	185	4	26.509	32.326	21.649	31.128	1:51.612	187
5	26.340	31.975	20.771	30.207	1:49.293	200	5	26.542	32.489	21.432	31.205	1:51.668	188
6	26.664	31.968	20.557	29.678	1:48.867	196	6	26.804	32.373	21.458	31.111	1:51.746	183
7	27.208	31.971	20.625	30.286	1:50.090	191	7	27.179	32.574	21.540	31.246	1:52.539	183
8	26.422	31.812	20.809	29.756	1:48.799	196	8	26.965	32.367	21.366	31.301	1:51.999	182
127 Filippo ROVELLI (ITA) (DNF)							355 Laura BROWN (NSW) (3rd)						
1	35.211	31.809	20.963	29.770	1:57.753	158	1	33.487	31.469	20.875	30.532	1:56.363	150
2	26.321	31.269	20.707	29.963	1:48.260	199	2	26.816	31.519	20.991	30.334	1:49.660	184
3	26.810	33.512	22.095	31.236	1:53.653	185	3	27.279	32.331	20.784	30.038	1:50.432	182
4	25.954	32.495	21.888	2:55.788	4:16.125	190	4	26.732	31.732	20.830	30.289	1:49.583	186
131 Adam COX (QLD) (29th)							407 Jake SENIOR (VIC) (DNF)						
1	37.508	34.899	21.821	33.138	2:07.366	158	1	35.627	33.474	21.356	31.383	2:01.840	157
2	27.422	33.908	22.027	32.675	1:56.032	187	2	27.010	32.778	21.729	31.750	1:53.267	191
3	27.583	33.804	21.877	33.014	1:56.278	188	3	27.197	33.547	21.523	31.810	1:54.077	185
4	27.722	33.794	22.055	32.759	1:56.330	182	4	27.322	33.241	21.436	31.538	1:53.537	183
5	28.147	33.649	21.878	33.909	1:57.583	175							
6	28.882	34.060	22.320	32.715	1:57.977	168							
7	28.643	33.751	22.791	33.072	1:58.257	167							
8	28.606	33.645	22.324	34.482	1:59.057	168							

*** Rider 68 (Luke POWER (VIC)) - 10 second penalty imposed by Clerk of Course for jumped start ***

The results are provisional until the end of the time limit for protests and appeals.



 Chief Timekeeper - Scott Laing


 Clerk of Course - Tom Williams



COMPUTIME RACE TIMING SYSTEMS PTY LTD
www.computime.com.au

E-mail: scott@computime.com.au / Ph: 0418 17 13 17





ASBK RESULTS
AUSTRALIAN SUPERSPORT 300 CHAMPIONSHIP

Race 2

Date: 29/02/20
 Event: R08
 Weather: Partly cloudy - Temp: 19.1C
 Track: Dry - Temp: 36.7C


Started at: 16:57:55
 Laps: 8
 Starters: 40
 Printed at: 17:32


PROVISIONAL FASTEST LAPS SEQUENCE

Lap	Race Pos	No	Name	Machine	Fastest Lap	On Lap
1	1	43	Harry KHOURI (NSW)	Kawasaki Ninja	1:55.170	1
2	1	43	Harry KHOURI (NSW)	Kawasaki Ninja	1:48.767	2
2	3	127	Filippo ROVELLI (ITA)	Kawasaki Ninja	1:48.260	2

*** Rider 68 (Luke POWER (VIC)) - 10 second penalty imposed by Clerk of Course for jumped start ***

The results are provisional until the end of the time limit for protests and appeals.



 Chief Timekeeper - Scott Laing


 Clerk of Course - Tom Williams



COMPUTIME RACE TIMING SYSTEMS PTY LTD
www.computime.com.au

E-mail: scott@computime.com.au / Ph: 0418 17 13 17





ASBK RESULTS

AUSTRALIAN SUPERSPORT 300 CHAMPIONSHIP

Date: 29/02/20
 Event: R08
 Weather: Party cloudy - Temp: 19.1C
 Track: Dry - Temp: 36.7C

Race 2

Started at: 16:57:55
 Laps: 8
 Starters: 40
 Printed at: 17:32

PROVISIONAL LAP SHEET

No	Lap Time	Gap	No	Lap Time	Gap	No	Lap Time	Gap	No	Lap Time	Gap	No	Lap Time	Gap
Lap 1			45	2:07.563	12.393	30	1:55.287	15.455	66	1:53.535	18.901	42	1:52.984	20.066
43	1:55.170		17	2:07.568	12.398	28	1:55.248	16.427	55	1:53.735	19.095	49	1:53.302	20.382
355	1:56.363	1.193	52	2:07.950	12.780	59	1:53.895	16.463	21	1:53.509	19.994	88	1:53.465	21.559
36	1:56.375	1.205	13	2:09.534	14.364	56	1:54.962	16.474	37	1:53.438	20.006	407	1:53.537	21.594
15	1:56.427	1.257	16	2:48.347	53.177	17	1:54.599	18.230	110	1:53.505	20.105	29	1:51.691	21.632
99	1:57.058	1.888	Lap 2			22	1:56.429	19.016	30	1:53.361	20.337	66	1:52.904	23.094
69	1:57.096	1.926	43	1:48.767		45	1:55.729	19.355	56	1:53.822	21.817	55	1:52.753	23.137
25	1:57.155	1.985	15	1:49.571	2.061	131	1:56.032	19.461	59	1:55.638	23.622	37	1:53.495	24.790
11	1:57.347	2.177	127	1:48.260	2.076	52	1:55.461	19.474	28	1:55.710	23.658	21	1:53.527	24.810
308	1:57.372	2.202	355	1:49.660	2.086	13	1:57.798	23.395	17	1:54.457	24.208	110	1:53.420	24.814
127	1:57.753	2.583	36	1:49.709	2.147	16	1:56.284	1:00.694	22	1:55.023	25.560	30	1:53.242	24.868
121	1:58.788	3.618	25	1:49.606	2.824	Lap 3			45	1:54.708	25.584	56	1:54.668	27.774
68	1:58.789	3.619	11	1:49.774	3.184	43	1:48.479		26	2:04.167	1 lap	59	1:53.693	28.604
78	1:59.333	4.163	69	1:50.121	3.280	25	1:49.406	3.751	52	1:55.085	26.080	28	1:54.083	29.030
47	1:59.563	4.393	308	1:49.888	3.323	308	1:48.920	3.764	131	1:56.278	27.260	17	1:53.843	29.340
97	2:00.547	5.377	68	1:48.569	3.421	15	1:50.303	3.885	13	1:58.199	33.115	45	1:53.423	30.296
333	2:00.550	5.380	99	1:50.313	3.434	36	1:50.267	3.935	16	1:55.995	1:08.210	52	1:54.628	31.997
42	2:01.796	6.626	121	1:48.724	3.575	11	1:49.305	4.010	Lap 4			22	1:55.714	32.563
49	2:01.815	6.645	78	1:48.670	4.066	355	1:50.432	4.039	43	1:48.711		131	1:56.330	34.879
407	2:01.840	6.670	47	1:49.438	5.064	99	1:49.713	4.668	25	1:49.614	4.654	26	1:59.041	1 lap
88	2:01.892	6.722	333	1:51.184	7.797	78	1:49.982	5.569	355	1:49.583	4.911	13	1:57.653	42.057
37	2:03.804	8.634	97	1:51.255	7.865	68	1:50.788	5.730	308	1:49.875	4.928	16	1:55.578	1:15.077
110	2:03.818	8.648	26	3:54.020	1 lap	69	1:50.937	5.738	99	1:48.990	4.947	Lap 5		
55	2:03.969	8.799	42	1:53.223	11.082	121	1:50.656	5.752	15	1:49.791	4.965	43	1:48.961	
30	2:04.105	8.935	49	1:53.216	11.094	47	1:50.154	6.739	11	1:49.693	4.992	25	1:49.574	5.267
66	2:04.136	8.966	407	1:53.267	11.170	127	1:53.653	7.250	36	1:50.698	5.922	11	1:49.499	5.530
21	2:04.274	9.104	88	1:53.278	11.233	333	1:51.931	11.249	68	1:48.958	5.977	355	1:49.600	5.550
28	2:05.116	9.946	55	1:53.807	13.839	97	1:52.025	11.411	78	1:49.256	6.114	308	1:49.634	5.601
56	2:05.449	10.279	66	1:53.646	13.845	49	1:53.176	15.791	121	1:49.131	6.172	15	1:49.604	5.608
29	2:05.745	10.575	21	1:54.627	14.964	42	1:53.190	15.793	69	1:49.653	6.680	99	1:49.663	5.649
59	2:06.505	11.335	29	1:53.192	15.000	407	1:54.077	16.768	47	1:49.450	7.478	68	1:48.832	5.848
22	2:06.524	11.354	37	1:55.180	15.047	88	1:54.051	16.805	97	1:51.367	14.067	78	1:48.696	5.849
131	2:07.366	12.196	110	1:55.198	15.079	29	1:52.131	18.652	333	1:51.612	14.150	36	1:49.394	6.355


Scott Laing
 Chief Timekeeper - Scott Laing

Tom Williams
 Clerk of Course - Tom Williams



COMPUTIME RACE TIMING SYSTEMS PTY LTD
www.computime.com.au

E-mail: scott@computime.com.au / Ph: 0418 17 13 17





ASBK RESULTS

AUSTRALIAN SUPERSPORT 300 CHAMPIONSHIP

Date: 29/02/20
 Event: R08
 Weather: Party cloudy - Temp: 19.1C
 Track: Dry - Temp: 36.7C

Race 2


Started at: 16:57:55
 Laps: 8
 Starters: 40
 Printed at: 17:32


PROVISIONAL LAP SHEET

No	Lap Time	Gap	No	Lap Time	Gap	No	Lap Time	Gap	No	Lap Time	Gap
69	1:48.711	6.430	355	1:49.743	6.417	15	1:49.280	6.826	68	1:49.163	7.167
121	1:49.293	6.504	11	1:49.801	6.455	355	1:49.281	6.938	355	1:49.245	7.396
47	1:49.646	8.163	121	1:48.867	6.495	78	1:49.453	6.958	308	1:49.126	7.477
333	1:51.668	16.857	308	1:49.790	6.515	308	1:49.383	7.138	78	1:49.334	7.505
97	1:51.935	17.041	99	1:49.750	6.523	11	1:49.647	7.342	69	1:48.911	7.617
49	1:52.796	24.217	69	1:49.697	7.251	69	1:49.002	7.493	99	1:48.705	7.675
42	1:53.162	24.267	36	1:50.069	7.548	99	1:49.994	7.757	15	1:49.709	7.748
29	1:51.633	24.304	47	1:49.067	8.354	121	1:50.090	7.825	121	1:48.799	7.837
88	1:52.166	24.764	333	1:51.746	19.727	36	1:49.119	7.907	36	1:49.947	9.067
55	1:52.571	26.747	97	1:51.809	19.974	47	1:48.995	8.589	47	1:49.302	9.104
66	1:52.652	26.785	42	1:52.705	28.096	333	1:52.539	23.506	333	1:51.999	26.718
21	1:54.514	30.363	49	1:52.779	28.120	97	1:52.422	23.636	97	1:51.939	26.788
30	1:54.553	30.460	88	1:52.262	28.150	42	1:52.824	32.160	29	1:52.287	35.915
37	1:54.655	30.484	29	1:52.763	28.191	49	1:53.040	32.400	42	1:52.568	35.941
110	1:54.673	30.526	55	1:53.155	31.026	29	1:52.984	32.415	49	1:52.347	35.960
59	1:53.569	33.212	66	1:53.162	31.071	88	1:53.934	33.324	88	1:52.645	37.182
56	1:54.921	33.734	21	1:54.359	35.846	55	1:53.258	35.524	66	1:53.833	40.761
28	1:53.668	33.737	30	1:54.277	35.861	66	1:53.404	35.715	55	1:54.242	40.979
45	1:52.890	34.225	37	1:54.322	35.930	110	1:54.412	41.641	30	1:53.587	46.627
17	1:53.899	34.278	110	1:54.339	35.989	21	1:54.567	41.653	21	1:54.143	47.009
52	1:55.710	38.746	59	1:53.881	38.217	37	1:54.507	41.677	28	1:53.061	47.154
22	1:55.264	38.866	28	1:53.885	38.746	30	1:54.726	41.827	110	1:54.319	47.173
131	1:57.583	43.501	56	1:53.929	38.787	59	1:53.110	42.567	59	1:53.537	47.317
127	4:16.125	1 lap	22	1:54.925	44.915	28	1:52.894	42.880	37	1:54.507	47.397
26	1:59.913	1 lap	52	1:55.088	44.958	56	1:52.902	42.929	56	1:53.417	47.559
13	1:56.994	50.090	131	1:57.977	52.602	22	1:57.131	53.286	22	1:56.677	1:01.176
16	1:55.686	1:21.802	26	2:00.889	1 lap	131	1:58.257	1:02.099	131	1:59.057	1:12.369
Lap 6			13	1:57.939	59.153	13	1:57.355	1:07.748	13	1:58.110	1:17.071
43	1:48.876		16	1:56.016	1:28.942	26	2:00.813	1 lap	16	1:55.568	1:43.295
25	1:49.625	6.016	Lap 7			16	1:56.332	1:36.514	26	2:23.637	1 lap
78	1:49.292	6.265	43	1:48.760		Lap 8					
15	1:49.574	6.306	25	1:49.363	6.619	43	1:48.787				
68	1:49.384	6.356	68	1:49.195	6.791	25	1:49.253	7.085			

*** Rider 68 (Luke POWER (VIC)) - 10 second penalty imposed by Clerk of Course for jumped start ***

The results are provisional until the end of the time limit for protests and appeals.



 Chief Timekeeper - Scott Laing


 Clerk of Course - Tom Williams



COMPUTIME RACE TIMING SYSTEMS PTY LTD
www.computime.com.au

E-mail: scott@computime.com.au / Ph: 0418 17 13 17





ASBK RESULTS

AUSTRALIAN SUPERSPORT 300 CHAMPIONSHIP

Date: 29/02/20
 Event: R08
 Weather: Party cloudy - Temp: 19.1C
 Track: Dry - Temp: 36.7C

Race 2

Started at: 16:57:55
 Laps: 8
 Starters: 40
 Printed at: 17:32

PROVISIONAL LAP CHART

Name	Grid	1	2	3	4	5	6	7	8	Name
H. KHOURI	40	40	40	40	40	40	40	40	40	H. KHOURI
J. HATCH	99	355	15	25	25	25	25	25	25	L. JHONSTON
B. BAKER	72	36	127	308	355	11	78	68	68	L. POWER
L. BROWN	365	15	355	15	308	355	15	15	355	L. BROWN
A. GRENFELL	36	99	36	36	99	308	68	355	308	J. LYTRAS
L. JHONSTON	25	69	25	11	15	15	355	78	78	C. GILMORE
Z. BUNTING	47	25	11	355	11	99	11	308	69	A. McDONALD
B. DEMMERY	11	11	69	99	36	68	121	11	99	J. HATCH
O. SIMPSON	15	308	308	78	68	78	308	69	15	O. SIMPSON
P. NERLICH	97	127	68	68	78	36	99	99	121	R. OUGHTRED
A. McDONALD	69	121	99	69	121	69	69	121	36	A. GRENFELL
J. LYTRAS	308	68	121	121	69	121	36	36	47	Z. BUNTING
C. GILMORE	78	78	78	47	47	47	47	47	333	Y. SHAW
L. POWER	68	47	47	127	97	333	333	333	97	P. NERLICH
J. JACOBS	16	97	333	333	333	97	97	97	29	R. SMITH
Y. SHAW	333	333	97	97	42	49	42	42	42	K. O'CONNELL
J. SENIOR	407	42	42	49	49	42	49	49	49	J. FARNSWORTH
R. OUGHTRED	121	49	49	42	88	29	88	29	88	J. MARINIELLO
J. MARINIELLO	88	407	407	407	407	88	29	88	66	M. SIMPSON
F. ROVELLI	127	88	88	88	29	55	55	55	55	Z. JOHNSON
M. RINDEL	95	37	55	29	66	66	66	66	30	S. KAPILAWI-JAMES
J. FARNSWORTH	49	110	66	66	55	21	21	110	21	L. DURNING
K. O'CONNELL	42	55	21	55	37	30	30	21	28	T. RELPH
L. DURNING	21	30	29	21	21	37	37	37	110	Z. PETTENDY
J. NODEN	161	66	37	37	110	110	110	30	59	T. DRANE
Z. PETTENDY	140	21	110	110	30	59	59	59	37	P. BOGNAR
Z. JOHNSON	55	28	30	30	56	56	28	28	56	J. WOODS
T. DRANE	59	56	28	56	59	28	56	56	22	K. PICKERING
J. WOODS	56	29	59	59	28	45	22	22	131	A. COX
P. BOGNAR	37	59	56	28	17	17	52	131	13	J. SIMPSON
R. SMITH	29	22	17	17	45	52	131	13	16	J. JACOBS
S. KAPILAWI-JAMES	30	131	22	22	52	22	13	16	26	
M. SIMPSON	66	45	45	45	22	131	16	26		
T. RELPH	28	17	131	52	131	13	26			
J. PORT	45	52	52	131	13	16				
K. PICKERING	22	13	13	13	16	26				
A. COX	131	16	16	16	127					
O. SHORT	17	26	26	26	26					
T. VERCOE	18									
H. STEWART	52									
J. SIMPSON	13									
D. FLETCHER	26									

*** Rider 68 (Luke POWER (VIC)) - 10 second penalty imposed by Clerk of Course for jumped start ***

The results are provisional until the end of the time limit for protests and appeals.

Scott Laing
 Chief Timekeeper - Scott Laing

Tom Williams
 Clerk of Course - Tom Williams



COMPUTIME RACE TIMING SYSTEMS PTY LTD
www.computime.com.au

E-mail: scott@computime.com.au / Ph: 0418 17 13 17





ASBK RESULTS

AUSTRALIAN SUPERSPORT 300 CHAMPIONSHIP

Date: 29/02/20
 Event: R08
 Weather: Party cloudy - Temp: 19.1C
 Track: Dry - Temp: 36.7C

Race 2


Started at: 16:57:55
 Laps: 8
 Starters: 40
 Printed at: 17:32


PROVISIONAL BEST PARTIAL TIMES

Pos	Split 1		Split 2		Split 3		Split 4		LAP		
	Name	Time	Name	Time	Name	Time	Name	Time	Name	Ideal	Fastest
1	L. POWER	25.929	H. KHOURI	31.141	J. HATCH	20.472	L. POWER	19.984	L. POWER	1:38.117	1:48.569
2	F. ROVELLI	25.954	F. ROVELLI	31.269	J. LYTRAS	20.510	O. SIMPSON	29.640	F. ROVELLI	1:47.700	1:48.260
3	C. GILMORE	25.989	L. JHONSTON	31.405	L. JHONSTON	20.527	J. LYTRAS	29.665	O. SIMPSON	1:47.929	1:49.280
4	Z. BUNTING	26.118	L. BROWN	31.469	A. McDONALD	20.528	R. OUGHTRED	29.678	J. LYTRAS	1:47.931	1:48.920
5	O. SIMPSON	26.183	A. McDONALD	31.470	C. GILMORE	20.538	F. ROVELLI	29.770	J. HATCH	1:48.016	1:48.705
6	J. HATCH	26.188	J. LYTRAS	31.484	R. OUGHTRED	20.557	J. HATCH	29.808	C. GILMORE	1:48.118	1:48.670
7	B. DEMMERY	26.195	O. SIMPSON	31.489	A. GRENFELL	20.587	B. DEMMERY	29.941	R. OUGHTRED	1:48.194	1:48.724
8	H. KHOURI	26.265	C. GILMORE	31.504	L. POWER	20.605	Z. BUNTING	30.011	L. JHONSTON	1:48.341	1:49.253
9	J. LYTRAS	26.272	J. HATCH	31.548	O. SIMPSON	20.617	A. GRENFELL	30.022	H. KHOURI	1:48.369	1:48.479
10	R. OUGHTRED	26.295	A. GRENFELL	31.596	L. BROWN	20.639	L. BROWN	30.038	A. McDONALD	1:48.418	1:48.711
11	A. McDONALD	26.331	L. POWER	31.599	B. DEMMERY	20.664	L. JHONSTON	30.064	B. DEMMERY	1:48.535	1:49.305
12	L. JHONSTON	26.345	Z. BUNTING	31.625	F. ROVELLI	20.707	C. GILMORE	30.087	Z. BUNTING	1:48.580	1:48.995
13	Y. SHAW	26.409	R. OUGHTRED	31.664	H. KHOURI	20.766	A. McDONALD	30.089	L. BROWN	1:48.594	1:49.245
14	L. BROWN	26.448	B. DEMMERY	31.735	Z. BUNTING	20.826	H. KHOURI	30.197	A. GRENFELL	1:48.775	1:49.119
15	A. GRENFELL	26.570	P. NERLICH	32.193	R. SMITH	21.014	P. NERLICH	30.424	P. NERLICH	1:50.428	1:51.255
16	P. NERLICH	26.599	K. O'CONNELL	32.222	J. FARNSWOR	21.130	Y. SHAW	30.657	Y. SHAW	1:50.602	1:51.184
17	J. MARINIELLO	26.688	R. SMITH	32.251	Y. SHAW	21.210	R. SMITH	30.760	R. SMITH	1:51.155	1:51.633
18	K. O'CONNELL	26.868	J. FARNSWOR	32.286	P. NERLICH	21.212	J. MARINIELLO	30.806	J. MARINIELLO	1:51.163	1:52.166
19	Z. JOHNSON	26.872	Y. SHAW	32.326	K. O'CONNELL	21.227	J. WOODS	30.889	K. O'CONNELL	1:51.429	1:52.568
20	J. SENIOR	27.010	S. KAPILAWI-J	32.384	J. MARINIELLO	21.238	J. FARNSWOR	30.929	J. FARNSWOR	1:51.555	1:52.347
21	P. BOGNAR	27.076	Z. JOHNSON	32.428	J. SENIOR	21.356	P. BOGNAR	30.949	P. BOGNAR	1:52.120	1:53.438
22	O. SHORT	27.086	J. MARINIELLO	32.431	S. KAPILAWI-J	21.372	K. O'CONNELL	31.112	Z. JOHNSON	1:52.120	1:52.571
23	M. SIMPSON	27.125	J. WOODS	32.469	T. DRANE	21.380	S. KAPILAWI-J	31.171	J. WOODS	1:52.377	1:52.902
24	R. SMITH	27.130	M. SIMPSON	32.496	Z. PETTENDY	21.410	L. DURNING	31.218	M. SIMPSON	1:52.389	1:52.652
25	J. PORT	27.138	T. RELPH	32.575	T. RELPH	21.429	T. DRANE	31.234	S. KAPILAWI-J	1:52.424	1:53.242
26	J. FARNSWOR	27.210	P. BOGNAR	32.601	M. SIMPSON	21.471	T. RELPH	31.297	J. SENIOR	1:52.527	1:53.267
27	Z. PETTENDY	27.240	J. SENIOR	32.778	L. DURNING	21.478	M. SIMPSON	31.297	T. RELPH	1:52.590	1:52.894
28	T. DRANE	27.251	T. DRANE	32.784	P. BOGNAR	21.494	Z. JOHNSON	31.299	T. DRANE	1:52.649	1:53.110
29	T. RELPH	27.289	L. DURNING	32.839	J. PORT	21.516	O. SHORT	31.316	J. PORT	1:52.890	1:52.890
30	L. DURNING	27.403	Z. PETTENDY	32.853	J. WOODS	21.518	J. PORT	31.372	Z. PETTENDY	1:52.905	1:53.420
31	A. COX	27.422	J. PORT	32.864	Z. JOHNSON	21.521	J. SENIOR	31.383	L. DURNING	1:52.938	1:53.509
32	S. KAPILAWI-J	27.497	H. STEWART	33.055	O. SHORT	21.639	Z. PETTENDY	31.402	O. SHORT	1:53.223	1:53.843
33	J. WOODS	27.501	J. SIMPSON	33.180	J. JACOBS	21.674	H. STEWART	31.516	H. STEWART	1:53.922	1:54.628
34	H. STEWART	27.568	O. SHORT	33.182	H. STEWART	21.783	K. PICKERING	31.806	K. PICKERING	1:54.628	1:54.925
35	K. PICKERING	27.627	J. JACOBS	33.206	A. COX	21.821	J. JACOBS	31.963	J. JACOBS	1:55.048	1:55.568
36	J. JACOBS	28.205	K. PICKERING	33.317	K. PICKERING	21.878	J. SIMPSON	32.594	A. COX	1:55.563	1:56.032
37	J. SIMPSON	28.459	A. COX	33.645	J. SIMPSON	22.073	A. COX	32.675	J. SIMPSON	1:56.306	1:56.994
38	D. FLETCHER	28.732	D. FLETCHER	34.344	D. FLETCHER	22.519	D. FLETCHER	33.021	D. FLETCHER	1:58.616	1:59.041

*** Rider 68 (Luke POWER (VIC)) - 10 second penalty imposed by Clerk of Course for jumped start ***

The results are provisional until the end of the time limit for protests and appeals.



 Chief Timekeeper - Scott Laing


 Clerk of Course - Tom Williams



COMPUTIME RACE TIMING SYSTEMS PTY LTD
www.computime.com.au

E-mail: scott@computime.com.au / Ph: 0418 17 13 17






ASBK RESULTS


AUSTRALIAN SUPERSPORT 300 CHAMPIONSHIP

PROVISIONAL PROGRESSIVE ROUND POINTS

AUSTRALIAN SUPERSPORT 300 CHAMPIONSHIP - ROUND 1

Pos	No	Name	Machine	Pole	Race 1	Race 2	Total
1	43	Harry KHOURI	Kawasaki	1	25	25	51
2	25	Luke JHONSTON	Kawasaki		18	20	38
3	69	Archie McDONALD	Yamaha		14	15	29
4	121	Reece OUGHTRED	Yamaha		16	12	28
5	99	Jacob HATCH	Yamaha		13	14	27
6	68	Luke POWER	Kawasaki		17	9	26
7	78	Caleb GILMORE	Yamaha		9	16	25
8	36	Angus GRENFELL	Yamaha		12	11	23
9	47	Zylas BUNTING	Kawasaki		11	10	21
10	72	Ben BAKER	Yamaha		20		20
11	355	Laura BROWN	Yamaha			18	18
12	308	John LYTRAS	Yamaha			17	17
13	97	Peter NERLICH	Kawasaki		10	7	17
14	11	Brandon DEMMERY	Yamaha		15		15
15	15	Ollly SIMPSON	Yamaha			13	13
16	333	Yannis SHAW	Kawasaki		5	8	13
17	42	Kyle O'CONNELL	Yamaha		7	5	12
18	29	Ryan SMITH	Yamaha		3	6	9
19	127	Filippo ROVELLI	Kawasaki		8		8
20	49	Jake FARNSWORTH	Yamaha		2	4	6
21	407	Jake SENIOR	Kawasaki		6		6
22	95	Matthew RINDEL	Yamaha		4		4
23	88	Joseph MARINIELLO	Kawasaki			3	3
24	66	Mitchell SIMPSON	Yamaha			2	2
25	55	Zachary JOHNSON	Yamaha			1	1
26	21	Luca DURNING	Yamaha		1		1



 Chief Timekeeper - Scott Laing


 Clerk of Course - Tom Williams



COMPUTIME RACE TIMING SYSTEMS PTY LTD
www.computime.com.au

E-mail: scott@computime.com.au / Ph: 0418 17 13 17





ASBK RESULTS

AUSTRALIAN SUPERSPORT 300 CHAMPIONSHIP

Race 2

Date: 29/02/20
Event: R08
Weather: Party cloudy - Temp: 19.1C
Track: Dry - Temp: 36.7C


Started at: 16:57:55
Laps: 8
Starters: 40
Printed at: 17:32


PROVISIONAL RACE INFORMATION

Time	Description
16:51:00	SIGHTING LAP STARTED
16:53:52	BIKES ON GRID
16:54:55	WARM UP LAP STARTED
16:57:55	Event Start
16:58:30	Rider 72 (Ben BAKER) STOPPED - MECHANICAL
16:58:45	CRASHED TURN 2 - 26 (Fletcher) + 95 (Rindell)
17:03:50	Rider 68 (Luke POWER) JUMP START PENALTY - 10 seconds
17:06:46	Rider 407 (Jake SENIOR) CRASHED TURN 2 - RIDER UP
17:09:04	CRASH TURN 2 - Nos. 17 (O. SHORT) + 45 (J. PORT)
17:11:40	Rider 11 (Brandon DEMMERY) CRASHED TURN 2 - RIDER UP
17:12:14	Rider 52 (Hannah STEWART) CRASHED TURN 11 - RIDER UP
17:12:32	Chequered Flag
17:16:13	Event Finish

*** Rider 68 (Luke POWER (VIC)) - 10 second penalty imposed by Clerk of Course for jumped start ***

The results are provisional until the end of the time limit for protests and appeals.


Chief Timekeeper - Scott Laing


Clerk of Course - Tom Williams



COMPUTIME RACE TIMING SYSTEMS PTY LTD
www.computime.com.au

E-mail: scott@computime.com.au / Ph: 0418 17 13 17

